

Fire Safety

2024

Jack Mayer, jackdanmayer.com



Jack Mayer - HDT Rally 2022
jackdanmayer.com



Jack Mayer - HDT Rally 2022
jackdanmayer.com



Jack Mayer - HDT Rally 2022
jackdanmayer.com



Jack Mayer - HDT Rally 2022
jackdanmayer.com



Jack Mayer - HDT Rally 2022
jackdanmayer.com



Jack Mayer - HDT Rally 2022
jackdanmayer.com

Resources

- Fire Suppression Section: www.jackdanmayer.com
- Fire Fight Products: <http://www.firefightproducts.com>
- Proteng Fire Suppression. rvh-lifestyles.com or Neal Pope <https://nomadneal.com/>
- Cold Fire 20oz: ([Amazon](https://www.amazon.com))
- Fire Gone – 2 pack ([Amazon](https://www.amazon.com))

We Sell Products because

We HAVE HAD an RV Fire

RV Fire Statistics

- National Fire Incident Reporting System (NFIRS) type 136/137
 - More than 10,000 RV fires per year.
 - About 8.9 million RV's on the road (RVIA)
-
- About HALF of the fires are while parked. (*RV Alliance America*)
 - 70% start in engine compartments.
 - 20% are tire or brake fires. And these are usually undetected until too late.
 - 25% of RV fires are in the 12-volt electrical system. (*National Interstate*)



Prevention

- Obvious things
 - Don't use cooktop to heat with !
 - Keep portable heaters away from flammables
 - Don't leave things on the stove unattended
 - Don't leave your electric fireplace on unattended


Prevention

- Maybe not so obvious.....
 - Make sure your shore power cord is undamaged

Burned Shore Power Cord



Burned Shore Power Cord



Burned Shore Power Cord

The “Inside”



Burned Shore Power Cord

The “Other” End



Prevention


- Maybe not so obvious.....
 - Check battery lug torque during battery maintenance
 - Make SURE you have a catastrophe fuse on inverter/battery line
 - Don't use cheap electric heaters – use quality ceramic heaters
 - Properly service your furnace and refrigerator (“out of sight – out of mind”)
 - Make sure you have good tires, brakes, bearings. And keep them serviced.

Prevention

- Maybe not so obvious.....
 - Tighten electrical box, generator, inverter and transfer switch lugs yearly



Burned Neutral Wire




Jack Mayer - HDT Rally 2024
jackdanmayer.com

Burned EMS Hot Wire




Auto Transfer Switch




Inverter AC Out



Solar Controller Output Side



Constant 20A - heat and cool cycles can loosen the connections - check yearly



Detection

- Smoke, propane and carbon monoxide detectors need testing – they may not work!
- **Always** replace detectors after 5 years. Test function does not guarantee proper operation. (except newer 10-year models)
- Make sure you use RV approved smoke detectors – they are different than residential ones.

Detection

- **Experts** recommend the dual-sensor, battery-operated smoke alarm, which uses both photoelectric and ionization sensors. This detects smoldering fires better.
- Get a CO detector that has a digital readout - levels are helpful.



Available on Amazon

Detection

- **Interconnected alarms are useful**
- Master unit in living area
- One in basement near inverter; One near genset if possible



[Available on Amazon](#)

Detection

- Use tire monitors – fires can start from undetected blown tires
- Experts say that in an RV you have 90 seconds before the fire is uncontrollable. You must be able to knock it down fast.

Get OUT of the RV and STAY OUT!!!

Firefighting

Extinguishers

- Extinguisher classes
 - Class A: ordinary combustibles like paper
 - Class B: flammable liquids like gas, oil
 - Class C: electrical
- RVs require class B:C
- Better for all extinguishers to be class A:B:C
- Common RV extinguisher is a dry chemical; a “foam” extinguisher is better (wetting agents)
- Look at extinguishers that use advanced suppression agents
- Extinguisher sources
 - FireFight Products SS20 or SS450 handheld foam extinguishers
 - Aaron Jones, Neal Pope, RVH Lifestyles for **Proteng** tubes
 - Amazon (see resource list)
 - Home Stores sometimes have foam extinguishers

Firefighting

Extinguishers

- Have a **minimum** of four extinguishers
 - Kitchen area - small
 - Bedroom - small
 - Outside compartment (unlocked); preferably a large one
 - Truck DOT compliant extinguisher (in truck)
- Maintain your extinguishers; pressure, date, settling
- **Must have** an advanced extinguisher for tire/brake fires – outside compartment extinguisher (Recommend the FireFight SS450)

Firefighting

What If the Neighboring RV Catches Fire?



Spare hose for water-down.

Firefighting Propane Refrigerators

- There are MANY fires
- They are hard to detect before serious damage
- You need automatic extinguishing
- We recommend a Proteng “**clean agent**” extinguisher that deploys at about 165*.
- FireFight HFC-227
- ColdFire auto-extinguisher would be equally effective



This fire caused \$100,000 of damage to a \$600,000 coach

Consider a residential refrigerator

HFC227 Extinguisher



Jack Mayer - HDT Rally 2024
jackdanmayer.com

HFC227 Extinguisher



Fire Fight Products

www.firefightproducts.com

- Large and small containers
- Straight angled and remote heads
- Specific designs for RV refrigerators
- Used with Generators and engines
- Prices start at \$250 and go to \$485



Jack Mayer - HDT Rally 2022
jackdanmayer.com

Other Preparation

- Escape plan and discussion
- Have you opened your bedroom escape window?
- Can you climb out? Can you get to the ground?
- Are you sure of where your extinguishers are?
- If driving, can you “separate” your rig or toad FAST? Does your equipment operate easily? Can you act as a team?
- Do you know where you are?



Where Am I?

Fire *Go Bag*

Your Safety Net

- Not a “preppers” bag, or wilderness/urban survival bag. Not a 72-hr. bag. Relatively small and **specific to Fire**.
- Typically kept in vehicle (or in bedroom)
- Important papers in fireproof safe? Copies of drivers license and important papers? Scanned and offsite storage in “cloud”?
- Sample Fire Go Bag is [here](#).

Fire *Go Bag*

What's in it?

- First Aid supplies, including trauma pack, eyewash, burn supplies
- Three days of prescription medications. Dog medications.
- Money, Copies (DL, Titles, permits, etc), Flashdrive with backups, logins, credit card info
- Keys
- Basic clothing: 1 change of everything, shoes, light jacket, stocking cap
- Basic tools: flashlight, headlamp, prybar, knife, gloves, space blankets, glasses, dog slip lead
- Food: just some energy bars and two water bottles

Don't Let This Be YOU! Be Prepared



Jack Mayer - HDT Rally 2018
jackdanmayer.com